

Production Worksheet

Wilcom EmbroideryStudio – Designing

Design: D:\!_DC Embroidery Digitize Files\Hatch\Eye Glass Holder\EQH_08.EMB

Title: Eyeglass holder stipple quilting

Stitches: 3,609

Height: 7.00 in

Width: 4.90 in

Colors: 3

Colorway: Colorway 1

Zoom: 1.07



Copyright Debra ClutterEmbroidery Designs 2023

Supplies:

6"x8.5" Front, back fabric

6"x8.5" batting or foam






Machine format: Brother / Babylock

Color changes: 4

Stops: 5


Trims: 4


Stop Sequence:

#	Color	Code	Name	Element
1.		1902	Poinsettia	Placement line
2.		8	Black	Batting tack down
3.		1902	Poinsettia	Front fabric tack down
4.		8	Black	Quilting
5.		11	Dark Red	Place lining lining fabric tack down


Machine runtime:

Machine	Runtime (hr:min:sec)
Babylock Destiny	0:04:33







Color: 1
Stop: 1
Element: Placement line
Code: 1902
Name: Poinsettia
Chart: Hatch Default
Stitches: 254
Thread used: 4.33ft



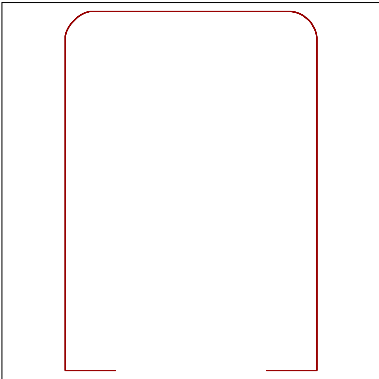
Color: 8
Stop: 2
Element: Batting tack down
Code: 8
Name: Black
Chart: Default
Stitches: 240
Thread used: 4.16ft



Color: 1
Stop: 3
Element: Front fabric tack down
Code: 1902
Name: Poinsettia
Chart: Hatch Default
Stitches: 254
Thread used: 4.33ft



Color: 8
Stop: 4
Element: Quilting
Code: 8
Name: Black
Chart: Default
Stitches: 2,202
Thread used: 28.22ft



Color: 11
Stop: 5
Element: Place lining lining fabric tack down
Code: 11
Name: Dark Red
Chart: Default
Stitches: 659
Thread used: 11.26ft